



90 ROUNDER®



US Patent # 4,689,907

9 AR-15/M-16

9 Ruger Mini-14

USER'S GUIDE

CONGRATULATIONS!

Your new **MWG 90 ROUNDER** is enclosed, providing you with the finest in state-of-the-art high capacity magazine design. The **90 ROUNDER'S** innovative snail-drum design and advanced space-age materials are combined to create a very light, completely reliable, low maintenance, high capacity magazine that will withstand a level of heavy field use that would destroy a metal magazine, while weighing 33% less.

IMPORTANT:
READ THESE MATERIALS
BEFORE
YOU USE THIS PRODUCT!



90 Rounder

The **90 Rounder** is designed for 5.56mm NATO or .223 Remington ammunition. **Never** use the **90 Rounder** with any other calibers.

The **90 Rounder** is designed to be close to maintenance free. **Never** remove the silver-gray Teflon lubricant powder. **Never** Use any oil-based lubricant.

Never disassemble **MWG** products, and never disassemble the **90 Rounder**. The **90 Rounder** contains small parts & springs that may cause injury if improperly released. If repairs are required, return your magazine to **MWG Company** for repair.

Any disassembly, alteration, re-adjustment, improper installation, or misuse of any **MWG** product voids all warranties.

Never place downward pressure on the feed lips when loading. Downward pressure on the feed lips can permanently damage the **90 Rounder**.

Never attempt to load the **90 Rounder** into your weapon or detach the **90 Rounder** from your weapon, with a cartridge in the chamber. **Always** lock the bolt back first and visually ensure the chamber is empty.

Never leave the **90 Rounder** fully loaded for any length of time. Because of its unique design, the **90 Rounder** can be left partially loaded for an extended period of time, but never store the **90 Rounder** with more than 80 rounds loaded. Leaving the **90 Rounder** stored with more than 80 rounds loaded may damage the springs and cause your weapon to malfunction.

Never attempt to load more than 90 rounds. Loading more than 90 rounds may damage your magazine.

Always keep your **90 Rounder** and weapon spotlessly clean and in top working condition. Since **MWG** can not control your maintenance or use of your weapons or the **90 Rounder**, **MWG** will not be responsible for any failure.

Always avoid lethal situations whenever possible. High capacity magazines such as the **90 Rounder** are intended to eliminate re-loading downtime for persons in unavoidable potentially lethal situations, but no product can fully protect the user from injury or death in a firefight. The knowing use of **MWG** products, when a potentially lethal situation could be avoided, will constitute an assumption of the known risks of engaging in a lethal situation.

Never violate these rules. Firearms are lethal and destructive devices. Violation of these warnings or misuse of any **MWG** product may result in injury or death to the user or to others.

CAUTION

High capacity magazines are illegal to possess in some cities, counties, and states. MWG does not in any way represent that the 90 Rounder is legal to possess in your jurisdiction. Check with you local authorities to ensure it is legal for you to possess the 90 Rounder.

**IN OTHER WORDS:
USE SOME COMMON SENSE!!!**


MWG COMPANY IS NOT RESPONSIBLE FOR YOUR MIS-USE OF THE **90 Rounder**.

LOADING PROCEDURES


The **90 Rounder** must generate energy to reliably feed ammunition into the receiver at a consistent rate. As the magazine grows full, more energy must be exerted to load additional rounds. This energy is stored in a special spring & released to move the entire ammunition load during firing. It takes a lot of energy to reliably move 90 rounds of ammunition, and so it takes a lot of energy to load those same rounds. As the magazine nears capacity, the final rounds may require substantial energy to load.

These loading procedures are **critical**. Failure to follow these procedures may cause damage to the **90 Rounder** or result in rounds remaining in a nose-down attitude, resulting in a weapon malfunction.

For best results, depress the inside row of rounds, since all the spring energy is transferred through the inside row.



Familiarize yourself with the **90 Rounder** features.



Familiarize yourself with the loading tools included with the **90 Rounder**.



1. Hold the **90 Rounder** upright with the back cover facing you, and attach the loading chute to the top of the feed lips. Leave the plunger out of the chute.

Loading With Stripper Clips:



2. Load 10 rounds in each stripper clip.




3. Insert a stripper clip in the loading chute, with the stripper clip at the rear.



4. Place the plunger on top of the loading chute with the rails aligned.




5. Firmly but slowly depress the plunger to load 10 rounds. **NEVER** snap the plunger down hard or fast.




6. Remove the plunger. The stripper clip is pulled out. Repeat Steps 2-6 for the remaining stripper clips. **Complete Steps 14-16 to finish loading.**

Loading With Loose Ammo:



7. Examine the spacer.



8. Insert the rounded end of the spacer into the stripper clip channel at the **rear** of the loading chute.



9. Press the spacer down flush with the rear chute shelf. Friction will hold the spacer in place. Place the chute on the **90 Rounder** as shown in Step 1.



10. Tilt the **90 Rounder** slightly to the rear. Drop one round at a time into the loading chute. Hold the bullet up and allow the base of the cartridge to drop in first.



11. Load 10 rounds until the chute is full.




12. Position the plunger as shown in Step 4 and firmly but slowly depress the plunger to load the rounds. **Never** snap the plunger down hard or fast.



13. Remove the plunger & repeat Steps 10-12 until the **90 Rounder** is loaded. **Complete Steps 14-16.**
Finishing The Loading Process:



14. Remove the chute & place the plunger on the top round.



15. Gently depress the plunger until it bottoms out on the feed lips. Do **NOT** put pressure on the feed lips.



16. Then **quickly** release the plunger.
Steps 14-16 Are Critical to Ensure That All Rounds Are in Correct Alignment And None Are in a Nose-over Attitude.




NEVER load the **90 Rounder** without the feed chute. Pressure can spread the feed lips & cause damage.


USER FEATURES



The **90 Rounder** will not change the balance point of your weapon.



The clear back cover will permit you to see at a glance the amount of loaded ammunition remaining.



Shoulder strap carrying cases are available from **MWG Company**.

WARRANTY & DISCLAIMER

THERE IS NO WARRANTY, REPRESENTATION OR CONDITION OF ANY KIND FOR **MWG** PRODUCTS; AND ANY WARRANTY, EXPRESS OR IMPLIED, IS SPECIFICALLY EXCLUDED AND DISCLAIMED, INCLUDING THE IMPLIED WARRANTIES OF MERCHANTABILITY AND OF FITNESS FOR A PARTICULAR PURPOSE.

Some states do not allow limitations on implied warranties, so the above limitation may not apply to you.

IT IS AGREED THAT THE LIABILITY OF **MWG COMPANY**, AND THE PURCHASER'S SOLE REMEDY, WHETHER IN CONTRACT, UNDER ANY WARRANTY ALLOWED BY STATE LAW, IN TORT (INCLUDING NEGLIGENCE), IN STRICT LIABILITY OR OTHERWISE, SHALL NOT EXCEED THE RETURN OF THE AMOUNT OF THE PURCHASE PRICE PAID BY PURCHASER, OR ALTERNATIVELY REPAIR OR REPLACEMENT OF THE **MWG** PRODUCT; AND UNDER NO CIRCUMSTANCES SHALL **MWG COMPANY** BE LIABLE FOR ANY SPECIAL, INCIDENTAL OR CONSEQUENTIAL DAMAGES INCLUDING, BUT NOT LIMITED TO, PERSONAL INJURY, DEATH, PROPERTY DAMAGE, DAMAGE TO EQUIPMENT, LOST PROFITS OR REVENUES, COST OF OBTAINING REPLACEMENTS, OR OTHER ADDITIONAL EXPENSES, EVEN IF **MWG COMPANY** HAS BEEN ADVISED OF THE POSSIBILITY OF SUCH DAMAGES. THE LIMITATIONS ON THE PRICE PAID FOR THE PURCHASE OF THIS PRODUCT IS A CONSIDERATION IN LIMITING THE LIABILITY OF **MWG COMPANY** AND THE PURCHASER'S REMEDIES.

Some states do not allow the exclusion or limitation of incidental or consequential damages, so this limitation or exclusion may not apply to you.

MWG COMPANY WILL NOT BE LIABLE FOR ANY DAMAGES, LOSSES OR EXPENSES AS A RESULT OF PURCHASER'S NEGLIGENCE, WHETHER DEEMED ACTIVE OR PASSIVE AND WHETHER OR NOT ANY SUCH NEGLIGENCE IS THE SOLE CAUSE OF ANY DAMAGE, LOSS OR EXPENSE. **MWG COMPANY** WILL NOT BE LIABLE FOR THE USER'S VOLUNTARY AND KNOWING ASSUMPTION OF THE KNOWN RISKS ATTENDANT TO ANY POTENTIALLY LETHAL SITUATION.

This warranty and disclaimer describes specific legal rights, and you may have other rights which vary from state to state.

The

90 ROUNDER®

and related shooting products are available from:

MWG Company

Post Office Box 97-1643
Miami, Florida 33197

Delivery:

10651 Southwest 185th Terrace
Miami, Florida 33157

Phone:

1-305-232-7344

Or Toll-Free

1-866-307-1466

www.mwgco.com

www.90rounder.com

MWG
COMPANY

